

# UL98 Motor Disconnect Switch - Extended

- Every design is lockable in OFF position
- Switching mechanism speed is independent from the operator
- Silver contacts ensure safe and durable operation



4 Pole disconnect switch shown with optional 3 pole touch protector

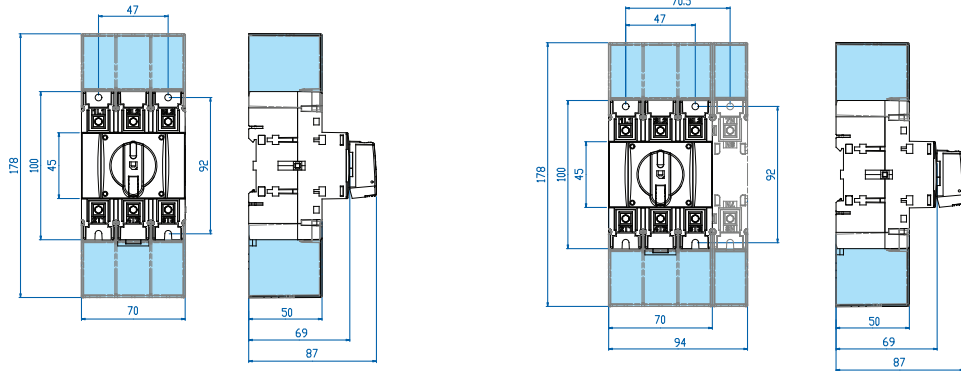
| Catalog Number                          | KU360UL98          |         | KU3100UL98         |         | KU460UL98          |         | KU4100UL98         |         |    |
|---|--------------------|---------|--------------------|---------|--------------------|---------|--------------------|---------|----|
| No. of Poles*                           | 3                  |         | 3                  |         | 4                  |         | 4                  |         |    |
| General Purpose Current                 | 60 A               |         | 100 A              |         | 60 A               |         | 100 A              |         |    |
| Maximum Voltage                         | 600V AC            |         | 600V AC            |         | 600V AC            |         | 600V AC            |         |    |
| Horsepower Rating /HP                   | 1 Phase            | 3 Phase | 1 Phase            | 3 Phase | 1 Phase            | 3 Phase | 1 Phase            | 3 Phase |    |
|   | 120V AC            | 3       | —                  | 5       | —                  | 3       | —                  | 5       | —  |
|   | 240V AC            | 7½      | 20                 | 10      | 25                 | 7½      | 20                 | 10      | 25 |
|   | 480V AC            | —       | 40                 | —       | 50                 | —       | 40                 | —       | 50 |
|   | 600V AC            | —       | 60                 | —       | 75                 | —       | 60                 | —       | 75 |
| Short Circuit Withstand Rating at 600 V | 50 kA/60 A Class J |         | 50 kA/60 A Class J |         | 50 kA/60 A Class J |         | 50 kA/60 A Class J |         |    |

| Terminal Size Acceptability<br>(Cu Conductors only, 75°C) | 8-1/0 AWG | 8-1/0 AWG | 8-1/0 AWG | 8-1/0 AWG |
|---|-----------|-----------|-----------|-----------|
|---|-----------|-----------|-----------|-----------|

### Dimensions

(to convert to inches multiply by 0.03937)

NOTE: Optional touch protectors shown in light blue.



| Weight | 0.45 kg | 0.45 kg | 0.59 kg | 0.59 kg |
|--------|---------|---------|---------|---------|
|--------|---------|---------|---------|---------|

### Suitable Accessories

#### DOOR INTERLOCK HANDLES



Lockable with up to 3 padlocks.


Lockable with up to 3 padlocks.

#### SIDE MOUNTED AUXILIARY SWITCHES




| Cat. No.                      | LK10 UL           | LK10 Y/R UL | LK11 U            | LK11 Y/R U | Cat. No.          | 1.V160KU               | 2.V160KU    |
|-------------------------------|-------------------|-------------|-------------------|------------|-------------------|------------------------|-------------|
| Environmental Rating UL (IEC) | UL Type 4X (IP66) |             | UL Type 4X (IP67) |            | No. of Contacts   | 1n.o./1n.c.            | 2n.o./2n.c. |
| Color                         | Black             | Yellow/Red  | Black             | Yellow/Red | Electrical Rating | 16 A/1/2HP/125-250V AC |             |

#### DOOR INTERLOCK SHAFT



| Cat. No.   | L100 AD11-ST | L200 AD11-ST | L300AD11-ST |
|------------|--------------|--------------|-------------|
| Length (L) | 100 mm       | 200 mm       | 300 mm      |
| Material   | Steel        | Steel        | Steel       |



#### BLUE TOUCH PROTECTOR

| Cat. No. | LS/VS 160 3P | LS/VS N160 |
|----------|--------------|------------|
| Poles    | 3            | 1          |

\* 6 and 8 pole versions along with changeover version available upon request.